



PRODUCT CATALOG





Bose Professional brings unforgettable moments alive.

Helping create incredible experiences through pro audio excellence isn't just what we do.

It's in our DNA.

We're dedicated to pro audio ingenuity. For more than 50 years, Bose Professional has developed audio systems that are easy to design, install and operate for performance, commercial and conferencing applications.

For us, it goes beyond creating ground-breaking innovations that have helped shaped an entire industry. It's about putting these technologies to work — with real-world pro audio products and solutions that help you deliver those unforgettable moments that can last a lifetime.

This catalog will give you an overview of Bose Professional products.

For the latest product updates and detailed information, please visit BoseProfessional.com.

Table of Contents

INSTALLED SOUND SYSTEMS

LOUDSPEAKERS	
Ceiling, Surface, and Pendant	
FreeSpace FS Loudspeakers	
FreeSpace FS2P.....	5
FreeSpace FS2SE.....	5
FreeSpace FS4SE.....	5
FreeSpace FS2C.....	6
FreeSpace FS4CE.....	6
FreeSpace 3 Loudspeakers	
FreeSpace 3 Flush-Mount Satellite.....	9
FreeSpace 3 Surface-Mount Satellite.....	9
FreeSpace 3 Series II Acoustimass.....	9
FreeSpace 3 Series I Acoustimass.....	10
FreeSpace 360P Series II.....	10
DesignMax Loudspeakers	
DesignMax DM3P.....	13
DesignMax DM5P.....	13
DesignMax DM6PE.....	13
DesignMax DM10P-SUB.....	14
DesignMax DM3SE.....	14
DesignMax DM5SE.....	14
DesignMax DM6SE.....	15
DesignMax DM8S.....	15
DesignMax DM10S-SUB.....	15
DesignMax DM2C-LP.....	16
DesignMax DM3C.....	16
DesignMax DM5C.....	16
DesignMax DM6C.....	17
DesignMax DM8C.....	17
DesignMax DM8C-SUB.....	17
EdgeMax Loudspeakers	
EdgeMax EM90.....	19
EdgeMax EM180.....	19
Modular Column Arrays	
Modular Column Arrays	
MA12.....	21
MA12EX.....	21
MSA12X.....	21
Point Source	
AMU Utility Loudspeakers	
AMU105.....	23
AMU108.....	23
AMU206.....	23
AMU208.....	24
MB210-WR.....	24
AMM Multipurpose Loudspeakers	
AMM108.....	27
AMM112.....	27
AMS115.....	27
DeltaQ Arrays	
AM Array Modules	
AM10/60.....	29
AM10/80.....	29
AM10/100.....	29
AM20/60.....	29
AM20/80.....	29
AM20/100.....	29
AM40/60.....	30
AM40/80.....	30
AM40/100.....	30
ShowMatch Array Modules	
SM5.....	33
SM10.....	33
SM20.....	33
SMS118.....	33

AMPLIFIERS

Commercial Audio	
FreeSpace Amplifiers	
IZA 250-LZ.....	35
IZA 190-HZ.....	35
IZA 2120-LZ.....	36
IZA 2120-HZ.....	36
PowerSpace Amplifiers	
PowerSpace P4300A.....	39
PowerSpace P2600A.....	39
PowerSpace P21000A.....	39
PowerSpace+ Amplifiers	
PowerSpace P4150+.....	41
PowerSpace P4300+.....	41
Networked and DSP-enabled	
PowerShare Adaptable Amplifiers	
PowerShare PS404D.....	43
PowerShare PS604D.....	43
PowerShareX Adaptable Amplifiers	
PowerShareX PSX1204D.....	45
PowerShareX PSX2404D.....	45
PowerShareX PSX4804D.....	45
PowerMatch Amplifiers	
PowerMatch PM4500N.....	47
PowerMatch PM8250N.....	47
PowerMatch PM8500N.....	47

DIGITAL SIGNAL PROCESSORS

Commercial Audio	
Commercial Sound Processors	
CSP-428.....	49
CSP-1248.....	49
Networked Open-architecture	
Networked Open-architecture Processors	
ControlSpace ESP-880A.....	51
ControlSpace EX-1280.....	51
ControlSpace EX-12AEC.....	52
ControlSpace EX-440C.....	52
ControlSpace EX-1280C.....	52

CONFERENCING

Small Meeting Spaces	
Videobar VB-S.....	57
Medium Meeting Spaces	
Videobar VB1.....	59
Integrated Meeting Rooms	
ES1 Ceiling Audio Solution.....	61
DS4 Ceiling Audio Solution.....	61

PORTABLE PA SYSTEMS

Ultra-compact PA Systems	
S1 Pro.....	65
S1 Pro+.....	65
Portable Line Array Systems	
L1 Pro	
L1 Pro8.....	67
L1 Pro16.....	67
L1 Pro32.....	67
Sub1.....	68
Sub2.....	68
Flexible Array Loudspeakers	
F1 Model 812.....	71
F1 Subwoofer.....	71



Bose Professional Installed Sound Systems

Sound that enhances every installation

In workplaces, worship spaces, lecture halls, restaurants, retail stores, hotels, and more — for more than 50 years — we've partnered with system designers and integrators to build incredible audio experiences.

In the following pages you'll find a variety of loudspeakers, amplifiers, and processors that deliver the Bose Professional experience at every phase of a project — they're easy to design with, easy to install, easy to operate, and they deliver sound that enhances the experience in every installation.

Of course, the products in each family are designed to work together seamlessly. Plus, each product line is also built to mix and match with other lines, empowering you to tailor each system to the needs of each customer even if that means using a blend of Bose Professional products. This also allows for optimal performance, as combining Bose Professional loudspeakers, processors, and amplifiers unlocks the full potential of each system.



Loudspeakers

Signature Bose Professional sound — combine our loudspeakers, amplifiers, processors, and controls to deliver atmospheric background music, energizing foreground music, precise zone fills, and powerful array coverage that brings crowds to their feet.



Amplifiers

Pure power — with the flexibility and versatility you need. Bose Professional amplifiers offer clean, reliable power, complete integration with Bose Professional loudspeakers and processors, and a high level of scalability and configurability for a variety of applications.



Processors

Quick and simple, or flexible and highly configurable? The choice is yours. Integrated with Bose Professional loudspeakers, amplifiers and controls, our CSPs and open-architecture DSPs give you the right-size tools for both smaller jobs and larger networked systems.



CEILING, SURFACE, AND PENDANT

FreeSpace FS Loudspeakers

Engineered for high-quality performance in both background music and voice announcement applications, FreeSpace FS loudspeakers are ideal for almost any commercial space. For those seeking consistent, quality installed sound, FreeSpace FS loudspeakers are the perfect mix of performance and value.

- Maintain consistent tonal quality** with shared voicing across all FS models
- Hear the best of both — music and voice** — with transducers that offer clear voice reproduction and smooth response for background music
- Blend with more room designs** with updated enclosures — available in black and white — removable logos, and a full suite of accessories and mounting options

Install with ease — all models feature Euroblock inputs and front-baffle input location on in-ceiling models; all models are UL 1480 ULC-S541-listed

APPLICATIONS

- Retail stores
- Restaurants and bars
- Hospitality venues
- Conference rooms
- Places of worship



FreeSpace FS2P

Frequency Response (-3 dB)	95 Hz – 16 kHz
Frequency Range (-10 dB)	83 Hz – 19 kHz
Coverage	140° conical
Nominal Impedance	16 Ω
Power Handling, Continuous	20 W
Power Handling, Peak	80 W
Max SPL @ 1 m	100 dB
Dimensions (Ø × D)	149 × 215 mm (5.9 × 8.5 in)
Included Accessories	Two (2) 4.5 m (15 ft) adjustable pendant suspension cables, eight (8) cable ties
Optional Accessories	Pendant suspension cable pair kit, ceramic terminal with fuse kit



FreeSpace FS2SE

Frequency Response (-3 dB)	96 Hz – 16 kHz
Frequency Range (-10 dB)	83 Hz – 19 kHz
Coverage	145° × 140°
Nominal Impedance	16 Ω
Power Handling, Continuous	20 W
Power Handling, Peak	80 W
Max SPL @ 1 m	100 dB
Environmental	IP55 outdoor-rated
Dimensions (H × W × D)	182 × 113 × 114 mm (7.1 × 4.4 × 4.5 in)
Included Accessories	Two (2) wall- and ceiling-mount U-brackets
Optional Accessories	Aluminum grille, wall-mount pan-and-tilt bracket, Ceiling Mount Bracket S2, ceramic terminal with fuse kit



FreeSpace FS4SE

Frequency Response (-3 dB)	80 Hz – 16 kHz
Frequency Range (-10 dB)	70 Hz – 17 kHz
Coverage	130° × 125°
Nominal Impedance	8 Ω
Power Handling, Continuous	50 W
Power Handling, Peak	200 W
Max SPL @ 1 m	106 dB
Environmental	IP55 outdoor-rated
Dimensions (H × W × D)	254 × 171 × 174 mm (10.0 × 6.7 × 6.8 in)
Included Accessories	Two (2) wall- and ceiling-mount U-brackets
Optional Accessories	Aluminum grille, wall-mount pan-and-tilt bracket, Ceiling Mount Bracket S2, ceramic terminal with fuse kit




FreeSpace FS2C

Frequency Response (-3 dB)	95 Hz – 16 kHz
Frequency Range (-10 dB)	83 Hz – 19 kHz
Coverage	150° conical
Nominal Impedance	16 Ω
Power Handling, Continuous	20 W
Power Handling, Peak	80 W
Max SPL @ 1 m	99 dB
Dimensions (Ø × total D × ceiling D)	182 × 132 × 125 mm (7.2 × 5.2 × 4.9 in)
Included Accessories	Hole template
Optional Accessories	Tile bridge (for 6 units), rough-in pan pack (for 6 units), retrofit kit, ceramic terminal with fuse kit



FreeSpace FS4CE

Frequency Response (-3 dB)	80 Hz – 16 kHz
Frequency Range (-10 dB)	70 Hz – 17 kHz
Coverage	145° conical
Nominal Impedance	8 Ω
Power Handling, Continuous	50 W
Power Handling, Peak	200 W
Max SPL @ 1 m	105 dB
Environmental	IP55 outdoor-rated
Dimensions (Ø × total D × ceiling D)	272 × 172 × 163 mm (10.7 × 6.8 × 6.4 in)
Included Accessories	Hole template
Optional Accessories	Tile bridge (for 6 units), rough-in pan pack (for 6 units), retrofit kit, aluminum grille, ceramic terminal with fuse kit





CEILING & SURFACE

FreeSpace 3 Loudspeakers

FreeSpace 3 loudspeaker systems are subwoofer/satellite systems that deliver high-fidelity and extended-bandwidth reproduction of voice and music for a wide range of installed applications, including retail, restaurant, and hospitality operations.

Subwoofer/satellite systems that deliver high-fidelity and extended-bandwidth reproduction of voice and music

Modular design supports the flexibility with use of two or four satellites per Acoustimass bass module and parallel connection of bass modules

Mix and match surface-mount and flush-mount components to work with different room decors and layouts for a variety of applications

Selectable 70/100V or low impedance with transformer tap adjustment on Acoustimass bass module

Full-range outdoor sound in the rugged and easily concealed FreeSpace 360P Series II

APPLICATIONS

- Retail stores
- Restaurants and bars
- Lobbies and conference rooms
- Hospitality venues



FreeSpace 3 Flush-Mount Satellite

Frequency Response (-3 dB)	210 Hz – 16 kHz
Frequency Range (-10 dB)	170 Hz – 20 kHz
Coverage	170° conical
Nominal Impedance	6 Ω
Power Handling, Continuous	12 W
Power Handling, Peak	48 W
Max SPL @ 1 m	95 dB
Dimensions (Ø × total D)	157 × 123 mm 6.2 × 4.8 in
Optional Accessories	Tile bridge (for 6 units), rough-in pan pack (for 6 units)



FreeSpace 3 Surface-Mount Satellite

Frequency Response (-3 dB)	210 Hz – 16 kHz
Frequency Range (-10 dB)	170 Hz – 20 kHz
Coverage	170° conical
Nominal Impedance	6 Ω
Power Handling, Continuous	12 W
Power Handling, Peak	48 W
Max SPL @ 1 m	95 dB
Dimensions (H × W × D)	77 × 77 × 102 mm 3.0 × 3.0 × 4.0 in
Included Accessories	Wall-mount bracket



FreeSpace 3 Series II Acoustimass

Frequency Response (-3 dB)	50 – 230 Hz
Frequency Range (-10 dB)	40 – 315 Hz
Nominal Impedance	6 Ω
Power Handling, Continuous	200 W
Power Handling, Peak	800 W
Max SPL @ 1 m	102 dB
Dimensions (Ø × total D × ceiling D)	391 × 205 × 189 mm 15.4 × 8.1 × 7.4 in
Optional Accessories	Tile bridge (for 6 units), rough-in pan pack (for 6 units)



FreeSpace 3 Series I Acoustimass

Frequency Response (-3 dB)	50 – 230 Hz
Frequency Range (-10 dB)	40 – 315 Hz
Nominal Impedance	6 Ω
Power Handling, Continuous	200 W
Power Handling, Peak	800 W
Max SPL @ 1 m	102 dB
Dimensions (H × W × D)	356 × 191 × 342 mm 14.0 × 7.5 × 13.5 in



FreeSpace 360P Series II

Frequency Response (-3 dB)	70 Hz – 10 kHz
Frequency Range (-10 dB)	60 Hz – 15 kHz
Coverage	360° × 50°
Nominal Impedance	8 Ω
Power Handling, Continuous	80 W
Power Handling, Peak	320 W
Max SPL @ 1 m	100 dB
Environmental	IP35 outdoor-rated
Dimensions (H × Ø)	379 × 368 mm 14.9 × 14.5 in





CEILING, SURFACE, AND PENDANT

DesignMax Loudspeakers

A complete loudspeaker assortment, DesignMax loudspeakers offer rich lows and clear, intelligible highs — along with premium aesthetics that complement any commercial sound installation. With 15 models to choose from — including coaxial two-way loudspeakers, pendant loudspeakers, subwoofers, outdoor-rated loudspeakers, and compact models for tight spaces — it’s easy to create tailored solutions for background and foreground audio applications.

Combine models to complete any design, big or small —

15 loudspeakers to mix and match including pendant loudspeakers, subwoofers, and outdoor-rated options

Deliver rich lows and clear, intelligible highs with coaxial two-way drivers — no DSP or EQ required

Blend with any room design with elegant form factors, minimum-bezel grilles available in black or white, and removable logos

Reduce installation time with the patented QuickHold mounting system, which also reduces strain, hassle, and the chance of product damage

APPLICATIONS

- Retail stores
- Restaurants and bars
- Hospitality venues
- Conference rooms
- Places of worship
- Performing arts venues



DesignMax DM3P

Frequency Response (-3 dB)	85 Hz – 20 kHz
Frequency Range (-10 dB)	75 Hz – 20 kHz
Coverage	130° conical
Nominal Impedance	8 Ω
Power Handling, Continuous	30 W
Power Handling, Peak	120 W
Max SPL @ 1 m	99 dB
Dimensions (Ø × D)	207 × 248 mm (8.2 × 9.8 in)
Included Accessories	Two (2) 4.5 m (15 ft) adjustable suspension cables, eight (8) cable ties
Optional Accessories	Threaded rod adapter, conduit adapter, pendant suspension cable pair kit



DesignMax DM5P

Frequency Response (-3 dB)	80 Hz – 20 kHz
Frequency Range (-10 dB)	65 Hz – 20 kHz
Coverage	120° conical
Nominal Impedance	8 Ω
Power Handling, Continuous	60 W
Power Handling, Peak	240 W
Max SPL @ 1 m	105 dB
Dimensions (Ø × D)	259 × 300 mm (10.2 × 11.8 in)
Included Accessories	Two (1) 4.5 m (15 ft) adjustable suspension cables, eight (8) cable ties
Optional Accessories	Threaded rod adapter, conduit adapter, pendant suspension cable pair kit



DesignMax DM6PE

Frequency Response (-3 dB)	75 Hz – 20 kHz
Frequency Range (-10 dB)	62 Hz – 20 kHz
Coverage	115° conical
Nominal Impedance	8 Ω
Power Handling, Continuous	125 W
Power Handling, Peak	500 W
Max SPL @ 1 m	110 dB
Environmental	IP55 outdoor-rated
Dimensions (Ø × D)	308 × 375 mm (12.1 × 14.8 in)
Included Accessories	Two (1) 4.5 m (15 ft) adjustable suspension cables, eight (8) cable ties
Optional Accessories	Threaded rod adapter, conduit adapter, pendant suspension cable pair kit



DesignMax DM10P-SUB

Frequency Response (-3 dB)	46 – 108 Hz
Frequency Range (-10 dB)	40 – 125 Hz
Nominal Impedance	8 Ω
Power Handling, Continuous	300 W
Power Handling, Peak	1200 W
Max SPL @ 1 m	110 dB
Dimensions (Ø × D)	400 × 383 mm (15.7 × 15.1 in)
Included Accessories	Two (1) 4.5 m (15 ft) adjustable suspension cables, eight (8) cable ties
Optional Accessories	Threaded rod adapter, conduit adapter, pendant suspension cable pair kit



DesignMax DM3SE

Frequency Response (-3 dB)	85 Hz – 20 kHz
Frequency Range (-10 dB)	75 Hz – 20 kHz
Coverage	140° conical
Nominal Impedance	8 Ω
Power Handling, Continuous	30 W
Power Handling, Peak	120 W
Max SPL @ 1 m	101 dB
Environmental	IP55 outdoor-rated, included aluminum grille
Dimensions (H × W × D)	232 × 154 × 155 mm (9.1 × 6.1 × 6.1 in)
Included Accessories	Two (2) wall- and ceiling-mount U-brackets
Optional Accessories	Wall-mount pan-and-tilt bracket, Ceiling Mount Bracket S2



DesignMax DM5SE

Frequency Response (-3 dB)	73 Hz – 17 kHz
Frequency Range (-10 dB)	65 Hz – 20 kHz
Coverage	135° conical
Nominal Impedance	8 Ω
Power Handling, Continuous	60 W
Power Handling, Peak	240 W
Max SPL @ 1 m	107 dB
Environmental	IP55 outdoor-rated, included aluminum grille
Dimensions (H × W × D)	286 × 192 × 197 mm (11.2 × 7.5 × 7.7 in)
Included Accessories	Two (2) wall- and ceiling-mount U-brackets
Optional Accessories	Wall-mount pan-and-tilt bracket, Ceiling Mount Bracket S2



DesignMax DM6SE

Frequency Response (-3 dB)	70 Hz – 20 kHz
Frequency Range (-10 dB)	59 Hz – 20 kHz
Nominal Impedance	8 Ω
Coverage	125° conical
Power Handling, Continuous	125 W
Power Handling, Peak	500 W
Max SPL @ 1 m	111 dB
Environmental	IP55 outdoor-rated, included aluminum grille
Dimensions (H × W × D)	340 × 222 × 229 mm (13.4 × 8.7 × 9.0 in)
Included Accessories	Two (2) wall- and ceiling-mount U-brackets
Optional Accessories	Wall-mount pan-and-tilt bracket, Ceiling Mount Bracket S2



DesignMax DM8S

Frequency Response (-3 dB)	60 Hz – 20 kHz
Frequency Range (-10 dB)	52 Hz – 20 kHz
Coverage	130° conical
Nominal Impedance	8 Ω
Power Handling, Continuous	150 W
Power Handling, Peak	600 W
Max SPL @ 1 m	115 dB
Dimensions (H × W × D)	395 × 249 × 255 mm (15.6 × 9.8 × 10.0 in)
Included Accessories	Wall- and ceiling-mount U-bracket
Optional Accessories	Wall-mount pan-and-tilt bracket



DesignMax DM10S-SUB

Frequency Response (-3 dB)	41 – 108 Hz
Frequency Range (-10 dB)	35 – 125 Hz
Nominal Impedance	8 Ω
Power Handling, Continuous	300 W
Power Handling, Peak	1200 W
Max SPL @ 1 m	115 dB
Dimensions (H × W × D)	502 × 316 × 323 mm (19.8 × 12.5 × 12.7 in)
Included Accessories	Wall- and ceiling-mount U-bracket



DesignMax DM2C-LP

Frequency Response (-3 dB)	95 Hz – 18 kHz
Frequency Range (-10 dB)	85 Hz – 19 kHz
Coverage	150° conical
Nominal Impedance	16 Ω
Power Handling, Continuous	20 W
Power Handling, Peak	80 W
Max SPL @ 1 m	97 dB
Dimensions (Ø × total D × ceiling D)	198 × 110 × 99 mm (7.8 × 4.3 × 3.9 in)
Included Accessories	Two (2) tile bridges, hole template
Optional Accessories	Rough-in pan pack (for 6 units)



DesignMax DM3C

Frequency Response (-3 dB)	85 Hz – 19 kHz
Frequency Range (-10 dB)	75 Hz – 20 kHz
Coverage	135° conical
Nominal Impedance	8 Ω
Power Handling, Continuous	30 W
Power Handling, Peak	120 W
Max SPL @ 1 m	98 dB
Dimensions (Ø × total D × ceiling D)	255 × 154 × 144 mm (10.0 × 6.0 × 5.7 in)
Included Accessories	Two (2) tile bridges, hole template
Optional Accessories	Rough-in pan pack (for 6 units)



DesignMax DM5C

Frequency Response (-3 dB)	73 Hz – 17 kHz
Frequency Range (-10 dB)	65 Hz – 20 kHz
Coverage	130° conical
Nominal Impedance	8 Ω
Power Handling, Continuous	60 W
Power Handling, Peak	240 W
Max SPL @ 1 m	105 dB
Dimensions (Ø × total D × ceiling D)	303 × 205 × 192 mm (11.9 × 8.1 × 7.6 in)
Included Accessories	Two (2) tile bridges, hole template
Optional Accessories	Rough-in pan pack (for 6 units)



DesignMax DM6C

Frequency Response (-3 dB)	70 Hz – 20 kHz
Frequency Range (-10 dB)	59 Hz – 20 kHz
Coverage	120° conical
Nominal Impedance	8 Ω
Power Handling, Continuous	125 W
Power Handling, Peak	500 W
Max SPL @ 1 m	109 dB
Dimensions (Ø × total D × ceiling D)	356 × 239 × 223 mm (14.0 × 9.4 × 8.8 in)
Included Accessories	Two (2) tile bridges, hole template
Optional Accessories	Rough-in pan pack (for 6 units)



DesignMax DM8C

Frequency Response (-3 dB)	60 Hz – 20 kHz
Frequency Range (-10 dB)	52 Hz – 20 kHz
Coverage	135° conical
Nominal Impedance	8 Ω
Power Handling, Continuous	150 W
Power Handling, Peak	600 W
Max SPL @ 1 m	113 dB
Dimensions (Ø × total D × ceiling D)	409 × 255 × 240 mm (16.1 × 10.0 × 9.4 in)
Included Accessories	Tile bridge, hole template
Optional Accessories	Rough-in pan pack (for 6 units)



DesignMax DM8C-SUB

Frequency Response (-3 dB)	45 – 117 Hz
Frequency Range (-10 dB)	38 – 155 Hz
Nominal Impedance	8 Ω
Power Handling, Continuous	180 W
Power Handling, Peak	720 W
Max SPL @ 1 m	112 dB
Dimensions (Ø × total D × ceiling D)	409 × 255 × 240 mm (16.1 × 10.0 × 9.4 in)
Included Accessories	Tile bridge, hole template
Optional Accessories	Rough-in pan pack (for 6 units)



CEILING

EdgeMax Loudspeakers

EdgeMax loudspeakers feature Bose PhaseGuide technology with high-frequency compression drivers to create a new category that combines the room-filling coverage patterns typical of larger surface-mount speakers with the architect-preferred aesthetics of in-ceiling models. Designed to mount near wall-ceiling boundaries, EdgeMax loudspeakers also reduce the number of required units compared to conventional dome-tweeter ceiling speakers.

- PhaseGuide technology** — provides unique asymmetrical vertical pattern for room-filling coverage when mounting near wall-ceiling boundary
- Provides improved visual appearance** for rooms with demanding interior designs by eliminating center-of-ceiling or wall-mounted loudspeakers; UL1480A listing for air-handling (plenum) space installation
- High-frequency compression driver** — for best-in-class audio quality with superior frequency response and coverage consistency versus typical dome tweeters
- Nominal 90° (EM90) or 180° (EM180) horizontal coverage** — designed for in-ceiling mounting near room edges; 8-inch woofer, 2-way passive crossover with 70/100V transformer

- APPLICATIONS
- Retail stores
 - Restaurants and bars
 - Concourse
 - Transportation facilities
 - Resorts and hospitality venues
 - Places of worship
 - Conference rooms



EdgeMax EM90

Frequency Response (-3 dB)	50 Hz – 18 kHz
Frequency Range (-10 dB)	45 Hz – 20 kHz
Coverage	90° × 75° (referenced to wall)
Nominal Impedance	8 Ω
Power Handling, Continuous	150 W
Power Handling, Peak	600 W
Max SPL @ 1 m	118 dB
Dimensions (across square face × total D × ceiling D)	390 × 249 × 236 mm 15.4 × 9.8 × 9.3 in
Included Accessories	Tile bridge, hole template
Optional Accessories	Rough-in pan, black grille, drop-in ceiling tile



EdgeMax EM180

Frequency Response (-3 dB)	50 Hz – 18 kHz
Frequency Range (-10 dB)	45 Hz – 20 kHz
Coverage	180° × 75° (referenced to wall)
Nominal Impedance	8 Ω
Power Handling, Continuous	150 W
Power Handling, Peak	600 W
Max SPL @ 1 m	115 dB
Dimensions (across square face × total D × ceiling D)	390 × 249 × 236 mm 15.4 × 9.8 × 9.3 in
Included Accessories	Tile bridge, hole template
Optional Accessories	Rough-in pan, black grille, drop-in ceiling tile



COLUMN ARRAYS

Modular Column Arrays

Modular column arrays provide wide horizontal coverage, with narrow vertical coverage, making them an excellent choice for acoustically demanding small- to medium-sized spaces that require high speech intelligibility. Their unique modular design allows multiple units to be vertically stacked to provide increased pattern control, throw, and sound level.

Twelve 2.25-inch full-range drivers mounted in a vertical line array deliver wide horizontal coverage with narrow vertical pattern control

Modular design allows stacking of multiple enclosures in a line array configuration to provide increased vertical pattern control improving “throw” distance and reducing unwanted floor/ceiling reflections

Consistent sound across modular column array modules

Digitally steerable module and an outdoor module provide versatility and flexibility in design options

Optional brackets allow easy installation of single-, double- or triple-stack line array modules

APPLICATIONS

- Places of worship
- Multipurpose spaces
- Recreation
- Auditoriums
- Transportation facilities
- Gymnasiums
- Atriums and malls
- Meeting rooms



MA12

Transducer Configuration	12 × 2.25-inch full-range transducer array
Frequency Response (-3 dB)	155 Hz – 12 kHz
Frequency Range (-10 dB)	100 Hz – 16 kHz
Coverage (H × V)	145° × 20°
Nominal Impedance	8 Ω
Power Handling, Continuous	300 W
Power Handling, Peak	1200 W
Max SPL @ 1 m	113 dB
Dimensions (H × W × D)	985 × 105 × 128 mm (38.8 × 4.2 × 5.0 in)
Optional Accessories	Wall-mount pitch lock bracket, wall-mount bi-pivot bracket, wall-mount pitch only bracket, coupling bracket, transformer for 70/100V operation



MA12EX

Transducer Configuration	12 × 2.25-inch full-range articulated transducer array
Frequency Response (-3 dB)	75 Hz – 13 kHz
Frequency Range (-10 dB)	58 Hz – 16 kHz
Coverage (H × V)	160° × 20°
Nominal Impedance	8 Ω
Power Handling, Continuous	150 W
Power Handling, Peak	600 W
Max SPL @ 1 m	112 dB
Environmental	IPX5 outdoor-rated
Dimensions (H × W × D)	985 × 104 × 139 mm (38.8 × 4.1 × 5.5 in)
Optional Accessories	Wall-mount pitch lock bracket, wall-mount bi-pivot bracket, wall-mount pitch only bracket, coupling bracket, transformer for 70/100V operation



MSA12X

Transducer Configuration	12 × 2.25-inch full-range digitally steerable, self-powered, articulated transducer array
Frequency Response (-3 dB)	75 Hz – 17 kHz
Frequency Range (-10 dB)	58 Hz – 18 kHz
Coverage (H × V)	160° × steerable up to 30° (single module), 40° (2–3 modules)
Amplification	600 W internal amplifier
Max SPL @ 10 m	97 dB
Dimensions (H × W × D)	984 × 106 × 206 mm (38.7 × 4.2 × 7.1 in)
Included Accessories	Wall-mount bracket sets, interconnect bracket



POINT SOURCE

AMU Utility Loudspeakers

Built for zone-fill coverage or high-SPL foreground music, AMU utility loudspeakers feature similar tonal balance to AM array modules but in compact designs. With a direct-exposure outdoor weather rating and the same EMB2S compression driver as AM arrays, AMU loudspeakers ensure consistent and intelligible high-level sound for indoor and outdoor venues.

Deploy as zone-fill to support AM or SM array systems, delivering powerful, intelligible sound and ensuring consistent tonal balance with EMB2S compression drivers in every loudspeaker

Provide high-level foreground music for indoor and outdoor venues

Install outdoors with a direct-exposure outdoor weather rating, three-layer stainless steel grille, water-resistant woofer cone coating, industrial polyurethane exterior coating, and molded cover to protect inputs

Adapt to a variety of configurations — all models ship standard with 70/100V transformer inputs and passive crossover with optimized filters for each transducer for more consistent frequency and polar response

APPLICATIONS

- Performing arts venues
- Places of worship
- Conference centers
- Retail stores
- Restaurants and bars
- Hospitality venues
- Fitness centers



AMU105

Frequency Response (-3 dB)	100 Hz – 16 kHz
Frequency Range (-10 dB)	90 Hz – 18 kHz
Coverage	100° × 100°
Nominal Impedance	8 Ω
Power Handling, Continuous	150 W
Power Handling, Peak	600 W
Max SPL @ 1 m	111 dB
Environmental	IP55 outdoor-rated
Dimensions (H × W × D)	152 × 304 × 190 mm (6.0 × 12.0 × 7.5 in)
Included Accessories	Stainless-steel U-bracket
Optional Accessories	Pan-and-tilt bracket



AMU108

Frequency Response (-3 dB)	90 Hz – 16 kHz
Frequency Range (-10 dB)	80 Hz – 18 kHz
Coverage	90° × 60° rotatable
Nominal Impedance	8 Ω
Power Handling, Continuous	250 W
Power Handling, Peak	1000 W
Max SPL @ 1 m	115 dB
Environmental	IP55 outdoor-rated
Dimensions (H × W × D)	235 × 470 × 262 mm (9.3 × 18.5 × 10.3 in)
Included Accessories	Stainless-steel U-bracket
Optional Accessories	Pan-and-tilt bracket



AMU206

Frequency Response (-3 dB)	90 Hz – 16 kHz
Frequency Range (-10 dB)	80 Hz – 18 kHz
Coverage	120° × 60° rotatable
Nominal Impedance	8 Ω
Power Handling, Continuous	300 W
Power Handling, Peak	1200 W
Max SPL @ 1 m	116 dB
Environmental	IP55 outdoor-rated
Dimensions (H × W × D)	191 × 552 × 234 mm (7.5 × 21.8 × 9.2 in)
Included Accessories	Stainless-steel U-bracket
Optional Accessories	Pan-and-tilt bracket



AMU208

Frequency Response (-3 dB)	80 Hz – 16 kHz
Frequency Range (-10 dB)	70 Hz – 18 kHz
Coverage	90° × 60° rotatable
Nominal Impedance	8 Ω
Power Handling, Continuous	400 W
Power Handling, Peak	1600 W
Max SPL @ 1 m	121 dB
Environmental	IP55 outdoor-rated
Dimensions (H × W × D)	235 × 686 × 262 mm (9.3 × 27.0 × 10.3 in)
Included Accessories	Stainless-steel U-bracket
Optional Accessories	Pan-and-tilt bracket



MB210-WR subwoofer

Frequency Response (-3 dB)	40 – 180 Hz
Frequency Range (-10 dB)	37 – 270 Hz
Nominal Impedance	8 Ω
Power Handling, Continuous	625 W
Power Handling, Peak	2500 W
Max SPL @ 1 m	118 dB
Environmental	IP55 outdoor-rated
Dimensions (H × W × D)	291 × 659 × 447 mm (11.5 × 26.0 × 17.6 in)
Included Accessories	Stainless-steel U-bracket





POINT SOURCE

AMM Multipurpose Loudspeakers

AMM multipurpose loudspeakers feature a coaxial two-way design and purpose-built versatility — deploy them as mains, monitors, fills, or delays. With a proprietary Bose Professional Beamwidth Matching Waveguide, AMM loudspeakers ensure our signature sound quality, delivering consistent frequency response, clarity, and projection across the coverage area — a remarkably powerful audio experience for both performers and audiences.

- Compact high-output loudspeakers** with passive, coaxial two-way design
- Multipurpose versatility** for deployment as main, monitor, fill, or delay; extend bandwidth by pairing with the Bose Professional ShowMatch SMS118 subwoofer (FoH applications) or the AMS115 subwoofer (fill applications)

- Consistent tonality and voicing** with Bose Professional AM array modules and AMU utility loudspeakers — easily create entire systems and save time during system configuration
- Proprietary Beamwidth Matching Waveguide** ensures signature Bose Professional sound quality, aligning low and high beamwidth through crossover region to deliver excellent tonal consistency across the coverage area

APPLICATIONS

- Performing arts venues
- Places of worship
- Portable and permanent performance spaces
- Hospitality venues
- Restaurants and bars



AMM108

Frequency Response (-3 dB)	88 Hz – 17 kHz
Frequency Range (-10 dB)	75 Hz – 20 kHz
Coverage	110° × 60° rotatable
Nominal Impedance	8 Ω
Power Handling, Continuous	150 W
Power Handling, Peak	2400 W
Max SPL @ 1 m	116 dB
Dimensions (H × W × D)	318 × 318 × 268 mm 12.5 × 12.5 × 10.5 in
Optional Accessories	U-bracket kit, suspension bracket, pan-and-tilt bracket




AMM112

Frequency Response (-3 dB)	70 Hz – 18 kHz
Frequency Range (-10 dB)	60 Hz – 20 kHz
Coverage	110° × 60° rotatable
Nominal Impedance	8 Ω
Power Handling, Continuous	300 W (passive); 300 W LF + 45 W HF (bi-amp)
Power Handling, Peak	2800 W (passive); 2800 W LF + 720 W HF (bi-amp)
Max SPL @ 1 m	121 dB
Dimensions (H × W × D)	457 × 457 × 383 mm 18.0 × 18.0 × 15.0 in
Optional Accessories	U-bracket kit, suspension bracket



AMS115

Frequency Response (-3 dB)	40 – 100 Hz
Frequency Range (-10 dB)	35 – 130 Hz
Nominal Impedance	8 Ω
Power Handling, Continuous	500 W
Power Handling, Peak	2800 W
Max SPL @ 1 m	123 dB
Dimensions (H × W × D)	470 × 470 × 508 mm 18.5 × 18.5 × 20.0 in



DELTAQ ARRAYS

AM Array Modules

AM array modules bring proven DeltaQ sound quality and flexibility to a variety of both indoor and outdoor installations — worship and performance spaces, sports stadiums, arenas, entertainment centers, and more. Rated for direct-exposure outdoor installations, AM modules make it easy to create loudspeaker arrays that bring consistent, intelligible sound to every listener.

- Improve sound quality, consistency, and vocal clarity** with DeltaQ array technology, which allows directivity, or “Q,” to vary in each module to match coverage more precisely to audience area
- Easily customize horizontal coverage** with replaceable waveguides that allow you to further customize coverage and even form asymmetrical patterns
- Deliver high-SPL, long-throw music reproduction and vocal intelligibility** with a 14-inch neodymium woofer and six Bose Professional EMB2S titanium-diaphragm neodymium compression drivers
- Provide full coverage with fewer modules** — 10°, 20°, and 40° modules allow you to create arrays that improve sight lines and reduce weight

APPLICATIONS

- Educational sports complexes
- Professional sports arenas and stadiums
- Places of worship
- Performing arts venues
- Hospitality venues
- Outdoor restaurant and bar areas



AM10

	AM10/60	AM10/80	AM10/100
Frequency Response (-3 dB)	65 Hz – 16 kHz		
Frequency Range (-10 dB)	55 Hz – 18 kHz		
Coverage	60° × 10°	80° × 10°	100° × 10°
Nominal Impedance	8 Ω		
Power Handling, Continuous	750 W (passive) 600 W LF (bi-amp) 150 W HF (bi-amp)		
Power Handling, Peak	3000 W (passive) 2400 W LF (bi-amp) 600 W HF (bi-amp)		
Max SPL @ 1 m	129 dB (passive) 122 dB LF (bi-amp) 129 dB HF (bi-amp)	128 dB (passive) 122 dB LF (bi-amp) 127 dB HF (bi-amp)	127 dB (passive) 122 dB LF (bi-amp) 127 dB HF (bi-amp)
Environmental	IP55 outdoor-rated		
Dimensions (H × W × D)	409 × 783 × 420 mm 16.1 × 30.8 × 16.5 in		
Optional Accessories	U-bracket, array suspension kits, waveguide kits		




AM20

	AM20/60	AM20/80	AM20/100
Frequency Response (-3 dB)	65 Hz – 16 kHz		
Frequency Range (-10 dB)	55 Hz – 18 kHz		
Coverage	60° × 20°	80° × 20°	100° × 20°
Nominal Impedance	8 Ω		
Power Handling, Continuous	750 W (passive) 600 W LF (bi-amp) 150 W HF (bi-amp)		
Power Handling, Peak	3000 W (passive) 2400 W LF (bi-amp) 600 W HF (bi-amp)		
Max SPL @ 1 m	128 dB (passive) 122 dB LF (bi-amp) 128 dB HF (bi-amp)	127 dB (passive) 122 dB LF (bi-amp) 127 dB HF (bi-amp)	126 dB (passive) 122 dB LF (bi-amp) 126 dB HF (bi-amp)
Environmental	IP55 outdoor-rated		
Dimensions (H × W × D)	437 × 783 × 416 mm 17.2 × 30.8 × 16.4 in		
Optional Accessories	U-bracket, array suspension kits, waveguide kits		



AM40			
	AM40/60	AM40/80	AM40/100
Frequency Response (-3 dB)		65 Hz – 16 kHz	
Frequency Range (-10 dB)		55 Hz – 18 kHz	
Coverage	60° × 40°	80° × 40°	100° × 40°
Nominal Impedance		8 Ω	
Power Handling, Continuous		750 W (passive) 600 W LF (bi-amp) 150 W HF (bi-amp)	
Power Handling, Peak		3000 W (passive) 2400 W LF (bi-amp) 600 W HF (bi-amp)	
Max SPL @ 1 m	127 dB (passive) 122 dB LF (bi-amp) 125 dB HF (bi-amp)	126 dB (passive) 122 dB LF (bi-amp) 124 dB HF (bi-amp)	125 dB (passive) 122 dB LF (bi-amp) 123 dB HF (bi-amp)
Environmental		IP55 outdoor-rated	
Dimensions (H × W × D)		489 × 783 × 400 mm 19.3 × 30.8 × 15.8 in	
Optional Accessories	U-bracket, array suspension kits, waveguide kits		





DELTAQ ARRAYS

ShowMatch Array Modules

ShowMatch array modules feature replaceable waveguides, which allow you to change the coverage and even create asymmetrical patterns. DeltaQ array technology improves sound quality and vocal clarity by allowing directivity, or “Q,” to vary with each array module, directing more sound to the audience and less to walls and floors.

Changeable waveguides — includes both 70° and 100° waveguides to adjust horizontal coverage

Compact, portable enclosures — versatile design allows both fixed install and portable applications

High output — four Bose Professional EMB2S compression drivers, along with two 8-inch neodymium high-power woofers, allow array output up to 145 dB SPL

APPLICATIONS

- Theaters
- Places of worship
- Auditoriums
- Performing arts venues
- Arenas

SM5



Frequency Response (-3 dB)	69 Hz – 16 kHz
Frequency Range (-10 dB)	59 Hz – 18 kHz
Coverage	70° × 5°
Nominal Impedance	8 Ω LF, 6 Ω HF
Power Handling, Continuous	450 W LF, 100 W HF
Power Handling, Peak	1800 W LF, 400 W HF
Max SPL @ 1 m	121 dB LF, 127 dB HF
Dimensions (H × W × D)	270 × 793 × 467 mm (10.6 × 31.2 × 18.4 in)
Optional Accessories	Suspension frames, pullback bar, waveguides, short quick pins

SM10



Frequency Response (-3 dB)	69 Hz – 16 kHz
Frequency Range (-10 dB)	59 Hz – 18 kHz
Coverage	100° × 10°
Nominal Impedance	8 Ω LF, 6 Ω HF
Power Handling, Continuous	450 W LF, 100 W HF
Power Handling, Peak	1800 W LF, 400 W HF
Max SPL @ 1 m	121 dB LF, 126 dB HF
Dimensions (H × W × D)	282 × 793 × 465 mm (11.1 × 31.2 × 18.3 in)
Optional Accessories	Suspension frames, pullback bar, waveguides, short quick pins

SM20



Frequency Response (-3 dB)	69 Hz – 16 kHz
Frequency Range (-10 dB)	59 Hz – 18 kHz
Coverage	100° × 20°
Nominal Impedance	8 Ω LF, 6 Ω HF
Power Handling, Continuous	450 W LF, 100 W HF
Power Handling, Peak	1800 W LF, 400 W HF
Max SPL @ 1 m	121 dB LF, 125 dB HF
Dimensions (H × W × D)	303 × 793 × 461 mm (11.9 × 31.2 × 18.1 in)
Optional Accessories	Suspension frames, pullback bar, waveguides, short quick pins

SMS118 subwoofer



Frequency Response (-3 dB)	32 – 250 Hz
Frequency Range (-10 dB)	29 – 300 Hz
Nominal Impedance	4 Ω
Power Handling, Continuous	750 W
Power Handling, Peak	3000 W
Max SPL @ 1 m	127 dB
Dimensions (H × W × D)	540 × 765 × 775 mm (21.2 × 30.1 × 30.5 in)
Optional Accessories	Suspension frames, short quick pins, M20 speaker pole mount adapter



COMMERCIAL AUDIO

FreeSpace Amplifiers

For background music and paging applications, FreeSpace integrated zone amplifiers elevate the audio experience when using FreeSpace and DesignMax loudspeakers. Optimized for commercial applications, FreeSpace IZA amplifiers feature selectable loudspeaker EQ to enrich audio quality, Opti-Voice paging for clear speech intelligibility while providing seamless transitions, and Dynamic EQ that ensures full and balanced music at any volume level.

- Opti-Voice paging** equalizes the vocal frequency range for clear speech intelligibility while providing seamless transitions
- Dynamic EQ** ensures full and balanced music at any volume level
- Independent loudspeaker EQ** per output enriches audio quality and simplifies connection to Bose Professional loudspeakers: FreeSpace 3 systems, FS2, FS4, and DesignMax DM2

APPLICATIONS

- Retail stores
- Restaurants and bars
- Hospitality venues
- Conference rooms
- Schools
- Auxiliary zones



IZA 250-LZ

Input Channels	2 × stereo RCA, 1 × XLR 1/4-inch TRS combo
Additional Inputs	1 paging input, 1 auxiliary input
Output Channels	2
Additional Outputs	1 auxiliary, stereo RCA
Power, Low Impedance	2 × 50 W @ 4 Ω; 2 × 25 W @ 8 Ω
Signal Processing	Input gain, output levels, routing, paging, and selectable EQ presets
Dimensions (Rack Height, H × W × D)	1RU × half-rack 44 × 214 × 310 mm 1.7 × 8.4 × 12.2 in
User-supported Controls	Bose Professional CC-1 and CC-2 zone controllers



IZA 190-HZ

Input Channels	2 × stereo RCA, 1 × XLR 1/4-inch TRS combo
Additional Inputs	1 paging input, 1 auxiliary input
Output Channels	1
Additional Outputs	1 auxiliary, stereo RCA
Power, High Impedance	1 × 90 W @ 70/100 V
Signal Processing	Input gain, output levels, routing, paging, and selectable EQ presets
Dimensions (Rack Height, H × W × D)	1RU × half-rack 44 × 214 × 310 mm 1.7 × 8.4 × 12.2 in
User-supported Controls	Bose Professional CC-1 and CC-2 zone controllers



IZA 2120-LZ


Input Channels	2 × stereo RCA, 2 × Euroblock
Additional Inputs	1 paging input, 1 auxiliary input
Output Channels	2
Additional Outputs	1 auxiliary, stereo RCA
Power, Low Impedance	2 × 120 W @ 4 Ω; 2 × 60 W @ 8 Ω
Signal Processing	Volume/source selection, EQ, tone controls, and paging/auxiliary routing options with selectable EQ presets
Dimensions (Rack Height, H × W × D)	1RU 44 × 483 × 324 mm 1.7 × 19.0 × 12.8 in
User-supported Controls	Bose Professional CC-1 and CC-2 zone controllers



IZA 2120-HZ

Input Channels	2 × stereo RCA, 2 × Euroblock
Additional Inputs	1 paging input, 1 auxiliary input
Output Channels	2
Additional Outputs	1 auxiliary, stereo RCA
Power, High Impedance	2 × 120 W @ 70/100 V
Signal Processing	Volume/source selection, EQ, tone controls, and paging/auxiliary routing options with selectable EQ presets
Dimensions (Rack Height, H × W × D)	1RU 44 × 483 × 324 mm 1.7 × 19.0 × 12.8 in
User-supported Controls	Bose Professional CC-1 and CC-2 zone controllers





COMMERCIAL AUDIO

PowerSpace Amplifiers

Ideal for zone-expansion applications, Bose Professional PowerSpace amplifiers enhance any premium commercial sound installation with clean, reliable power — and digital connectivity. A Bose Professional AmpLink input allows for multiple channels of uncompressed, low-latency digital audio from our DSPs via a single Cat 5 cable.

AmpLink input for simplified multichannel digital audio connection to compatible DSPs, reducing terminations and related points of failure

Load-independent outputs deliver full channel power to either low-impedance (4-8 Ω) or high-impedance (70/100V) loads without bridging

I-Share outputs deliver 2 \times power level by combining the current of two channels

Auto-standby mode saves power when audio signal falls below a set threshold, then wakes when audio returns

APPLICATIONS

- Retail stores
- Restaurants and bars
- Hospitality venues
- Conference centers
- Schools
- Auxiliary zones



PowerSpace P4300A

Input Channels	4
Output Channels	4
AmpLink	8 channels, RJ-45
Power, Low Impedance	4 \times 300 W @ 4–8 Ω
Power, High Impedance	4 \times 300 W @ 70/100 V
Dimensions (Rack Height, H \times W \times D)	1RU 44 \times 483 \times 420 mm 1.7 \times 19.0 \times 16.5 in



PowerSpace P2600A

Input Channels	2
Output Channels	2
AmpLink	8 channels, RJ-45
Power, Low Impedance	2 \times 600 W @ 4–8 Ω
Power, High Impedance	2 \times 600 W @ 70/100 V
Dimensions (Rack Height, H \times W \times D)	1RU 44 \times 483 \times 420 mm 1.7 \times 19.0 \times 16.5 in



PowerSpace P21000A

Input Channels	2
Output Channels	2
AmpLink	8 channels, RJ-45
Power, Low Impedance	2 \times 1000 W @ 4–8 Ω
Power, High Impedance	2 \times 1000 W @ 70/100 V
Dimensions (Rack Height, H \times W \times D)	1RU 44 \times 483 \times 420 mm 1.7 \times 19.0 \times 16.5 in



COMMERCIAL AUDIO

PowerSpace+ Amplifiers

Bose Professional PowerSpace+ amplifiers feature a quick-setup workflow. An onboard configuration utility and intuitive browser-based UI present common tasks in a logical manner, so you can configure the system faster, reducing installation time while increasing setup accuracy. Bose Professional algorithms offer predictable performance while optional interfaces — such as ControlCenter analog zone controllers — make operation easy for end users.

Built-in DSP, including SmartBass processing, routing, level control, delays, limiters, Bose Professional loudspeaker EQs, plus input and area EQs

PowerSpace configuration utility facilitates setup with an integrated webserver and intuitive browser-based UI, including real-time control with signal and thermal monitoring

Opti-Voice paging provides a smooth transition between music and announcements

Integrated features to simplify commercial installations:
Dedicated input for 600 Ω telephone or mic paging, independent 600 Ω music-on-hold and line-level aux outputs, and a mute connection

Load-independent outputs deliver full channel power to either low-impedance (4-8 Ω) or high-impedance (70/100 V) loads without bridging

APPLICATIONS

- Retail stores
- Restaurants and bars
- Hospitality venues
- Conference centers
- Schools
- Auxiliary zones



PowerSpace P4150+

Input Channels	4
Additional Inputs	2 \times stereo RCA
Output Channels	4
Additional Outputs	2 auxiliary, Euroblock
Power, Low Impedance	4 \times 150 W @ 4–8 Ω
Power, High Impedance	4 \times 150 W @ 70/100 V
Digital Signal Processing	SmartBass processing, routing, level control, delays, limiters, Bose Professional loudspeaker EQs, plus input and area EQs
Dimensions (Rack Height, H \times W \times D)	1RU 44 \times 483 \times 420 mm 1.7 \times 19.0 \times 16.5 in
User-supported Controls	Bose Professional ControlSpace Remote app, Bose Professional CC-1, CC-2, CC-3 controllers



PowerSpace P4300+

Input Channels	4
Additional Inputs	2 \times stereo RCA
Output Channels	4
Additional Outputs	2 auxiliary, Euroblock
Power, Low Impedance	4 \times 300 W @ 4–8 Ω
Power, High Impedance	4 \times 300 W @ 70/100 V
Digital Signal Processing	SmartBass processing, routing, level control, delays, limiters, Bose Professional loudspeaker EQs, plus input and area EQs
Dimensions (Rack Height, H \times W \times D)	1RU 44 \times 483 \times 420 mm 1.7 \times 19.0 \times 16.5 in
User-supported Controls	Bose Professional ControlSpace Remote app, Bose Professional CC-1, CC-2, CC-3 controllers



NETWORKED AND DSP-ENABLED PowerShare Adaptable Amplifiers

PowerShare adaptable power amplifiers deliver flexible power, giving you more options for distribution. Through patented technology, total amplifier power is shared across all output channels, allowing installers the freedom to utilize power where needed. With support for both low- and high-impedance loads up to 100V, PowerShare amplifiers adapt to a wide range of applications.

Load-independent outputs — configure any channel for low-impedance (4-8 Ω) or high-impedance (70/100V) applications without bridging or using jumpers

Dual feedback loop system allows for continuous monitoring and control of both the current and voltage delivered to each output load

Integrated loudspeaker processing — adjust various parameters using ControlSpace Designer software: nine-band PEQs, matrix mixing, crossover, limiters, delay, mute/output polarity, and more

Built-in Dante audio supports up to four digital input channels from a Dante network

APPLICATIONS

- Performing arts venues
- Places of worship
- Conference centers
- Retail stores
- Restaurants and bars
- Hospitality venues



PowerShare PS404D

Input Channels	4
Output Channels	4
Dante	4 channels, RJ-45
Power, Low Impedance	4 × 100 W @ 4–8 Ω
Power, High Impedance	4 × 100 W @ 70/100 V
Max Power-sharing, 1 Channel, Low Impedance	Up to 400W @ 4-8 Ω
Max power-sharing, one channel, high impedance	Up to 400W @ 70/100V
Signal Processing	Matrix mixer, loudspeaker EQ, PEQ, limiters, delay, band pass, mute/output polarity
Dimensions (Rack Height, H × W × D)	1RU 44 × 483 × 414 mm 1.7 × 19.0 × 16.3 in
User-supported Controls	Bose Professional ControlSpace Remote app, Bose Professional CC-1D, CC-2D, CC-3D controllers



PowerShare PS604D

Input Channels	4
Output Channels	4
Dante	4 channels, RJ-45
Power, Low Impedance	4 × 150 W @ 4–8 Ω
Power, High Impedance	4 × 150 W @ 70/100 V
Max Power-sharing, 1 Channel, Low Impedance	Up to 600W @ 4-8 Ω
Max Power-sharing, 1 Channel, High Impedance	Up to 600W @ 70/100V
Signal Processing	Matrix mixer, loudspeaker EQ, PEQ, limiters, delay, band pass, mute/output polarity
Dimensions (Rack Height, H × W × D)	1RU 44 × 483 × 414 mm 1.7 × 19.0 × 16.3 in
User-supported Controls	Bose Professional ControlSpace Remote app, Bose Professional CC-1D, CC-2D, CC-3D controllers





NETWORKED AND DSP-ENABLED

PowerShareX Adaptable Amplifiers

Featuring onboard DSP, seamless integration with ControlSpace Designer software, and proven Powersoft technology, PowerShareX adaptable amplifiers are an ideal match for Bose Professional sound systems. Each networkable, four-channel amp offers power-sharing flexibility, peak power capability, Dante connectivity, and much more — all in a compact, space-saving design.

Optimized for Bose Professional installed sound systems, allowing for streamlined installation via onboard DSP and seamless integration with the ControlSpace Designer ecosystem

Proven Powersoft technology with high-power, four-channel, compact 1RU design, allowing for systems with fewer amplifiers and rack spaces

Power-sharing technology: dynamically allocate power evenly or asymmetrically across outputs without bridging channels or losing channel count when powering Bose Professional loudspeakers

Built-in Dante audio supports up to four digital input channels from a Dante network

APPLICATIONS

- Performing arts venues
- Places of worship
- Conference centers
- Retail stores
- Restaurants and bars
- Hospitality venues



PowerShareX PSX1204D

Input Channels	4
Output Channels	4
Dante	4 channels, RJ-45
Power, Low Impedance	300 W × 4 @ 4–8 Ω
Power, High Impedance	300 W × 4 @ 70/100V
Max Power-sharing, 1 Channel, Low Impedance	Up to 1100 W @ 4–8 Ω
Max Power-sharing, 1 Channel, High Impedance	Up to 1100 W @ 70/100V
Signal Processing	Matrix mixer, 5-band PEQ, array EQ, band pass, loudspeaker EQ, limiter, delay
Dimensions(Rack Height, H × W × D)	1RU 45 × 483 × 358 mm (1.8 in × 19.0 in × 14.1 in)



PowerShareX PSX2404D

Input Channels	4
Output Channels	4
Dante	4 channels, RJ-45
Power, Low Impedance	600 W × 4 @ 4–8 Ω
Power, High Impedance	600 W × 4 @ 70/100V
Max Power-sharing, 1 Channel, Low Impedance	Up to 1300 W @ 8 Ω, up to 1700 W @ 4 Ω
Max Power-sharing, 1 Channel, High Impedance	Up to 1700W @ 70V, 1500w @ 100V
Signal Processing	Matrix mixer, 5-band PEQ, array EQ, band pass, loudspeaker EQ, limiter, delay
Dimensions (Rack Height, H × W × D)	1RU 45 × 483 × 358 mm (1.8 in × 19.0 in × 14.1 in)



PowerShareX PSX4804D

Input Channels	4
Output Channels	4
Dante	4 channels, RJ-45
Power, Low Impedance	1200 W × 4 @ 4–8 Ω
Power, High Impedance	1200 W × 4 @ 70/100V
Max Power-sharing, 1 Channel, Low Impedance	Up to 1300 W @ 8 Ω, up to 2600 W @ 4 Ω
Max Power-sharing, 1 Channel, High Impedance	Up to 2100 W @ 70V, up to 2200 W @ 100V
Signal Processing	Matrix mixer, 5-band PEQ, array EQ, band pass, loudspeaker EQ, limiter, delay
Dimensions (Rack Height, H × W × D)	1RU 45 × 483 × 358 mm (1.8 in × 19.0 in × 14.1 in)



NETWORKED AND DSP-ENABLED

PowerMatch Amplifiers

Providing concert-quality sound with a high level of scalability and configurability, the PowerMatch line offers three models with multiple channel and power options, each including an integrated audio DSP, and a front panel interface. Ethernet-based networking enables easy configuration, control, and monitoring. And an expansion slot supports input from optional digital audio accessory cards.

QuadBridge technology — allows each four-channel loudspeaker block to be configured as Mono, V-Bridge, I-Share or Quad modes

Configure easily using ControlSpace Designer software via the front panel USB connection or the rear panel Ethernet connection

Dual voltage and current feedback loop — proprietary design combines Class-D efficiency with a unique current and voltage feedback loop circuit

PeakBank power supply — regenerative four-quadrant power supply enables higher power density while allowing the reuse of energy from reactive loads

Fast-tracking power factor correction efficiently manages the current drawn from the AC mains

APPLICATIONS

- Auditoriums
- Performing arts venues
- Theaters
- Places of worship
- Arenas
- Hospitality venues



PowerMatch PM4500N

Input Channels	4
Expansion Slot	1 slot, 4–24 channels, card-dependent
Output Channels	Configurable 1–4 outputs
AmpLink	24 channels, RJ-45 with card
Dante	8 × 8 channels, RJ-45 with card
Power, Low Impedance	4 × 500 W @ 4 Ω 4 × 300 W @ 8 Ω
Power, High Impedance	2 × 800 W @ 70V 2 × 500 W @ 100V
Digital Signal Processing	Matrix mixer, loudspeaker EQ, input PEQ, limiters, delay, band pass, mute/output polarity inversion
Dimensions (Rack Height, H × W × D)	2RU 88 × 483 × 525 mm (3.5 × 19.0 × 20.7 in)
User-supported Controls	Bose Professional ControlSpace Remote app, Bose Professional CC-1D, CC-2D, CC-3D, CC-64 controllers



PowerMatch PM8250N

Input Channels	8
Expansion Slot	1 slot, 4–24 channels, card-dependent
Output Channels	Configurable 2–8 outputs
AmpLink	24 channels, RJ-45 with card
Dante	8 × 8 channels, RJ-45 with card
Power, Low Impedance	8 × 250 W @ 4 Ω 8 × 250 W @ 8 Ω
Power, High Impedance	4 × 400 W @ 70V 4 × 500 W @ 100V
Digital Signal Processing	Matrix mixer, loudspeaker EQ, input PEQ, limiters, delay, band pass, mute/output polarity inversion
Dimensions (Rack Height, H × W × D)	2RU 88 × 483 × 525 mm (3.5 × 19.0 × 20.7 in)
User-supported Controls	Bose Professional ControlSpace Remote app, Bose Professional CC-1D, CC-2D, CC-3D, CC-64 controllers



PowerMatch PM8500N

Input Channels	8
Expansion Slot	1 slot, 4–24 channels, card-dependent
Output Channels	Configurable 2–8 outputs
AmpLink	24 channels, RJ-45 with card
Dante	8 × 8 channels, RJ-45 with card
Power, Low Impedance	8 × 500 W @ 4 Ω 8 × 300 W @ 8 Ω
Power, High Impedance	4 × 800 W @ 70V 4 × 1000 W @ 100V
Digital Signal Processing	Matrix mixer, loudspeaker EQ, input PEQ, limiters, delay, band pass, mute/output polarity inversion
Dimensions (Rack Height, H × W × D)	2RU 88 × 483 × 525 mm (3.5 × 19.0 × 20.7 in)
User-supported Controls	Bose Professional ControlSpace Remote app, Bose Professional CC-1D, CC-2D, CC-3D, CC-64 controllers



COMMERCIAL AUDIO

Commercial Sound Processors

Bose Professional commercial sound processors are designed to serve as standalone DSPs in applications such as retail stores and restaurants, or any public place where modest processing and high-quality sound are desired — without extensive DSP training. An onboard CSP configuration utility and intuitive browser-based UI provide a quick-setup workflow.

Right-sized connectivity for cost-effective commercial installation, including Bose Professional AmpLink connectivity

CSP configuration utility with browser-based UI facilitates real-time display and control of levels, routing, thresholds, priorities, scheduled events, Bose Professional loudspeaker EQs, plus input and area EQs

Rear-panel Ethernet port for PC/Mac configuration; also allows for connection to networks supporting ControlCenter digital zone controllers and the ControlSpace Remote app

AutoVolume compensation continuously adapts zone output level based on ambient noise when paired with the Bose Professional AVM-1 sense microphone (sold separately)

Opti-Voice paging provides a smooth transition between music and announcements; Opti-Source level management monitors input level of up to four sources

APPLICATIONS

- Retail stores
- Restaurants and bars
- Hospitality venues



CSP-428

Analog Mic/Line Inputs	4
Analog Line Outputs	2
AmpLink Outputs	8 channels, RJ-45
DSP Architecture	Fixed configurable
Configuration Software	Onboard browser-based UI
Dimensions (Rack Height, H × W × D)	1RU 44 × 483 × 215 mm 1.7 × 19.0 × 8.5 in
User-supported Controls	Bose Professional ControlSpace Remote app, Bose Professional CC-1D, CC-2D, CC-3D controllers



CSP-1248

Analog Mic/Line Inputs	12
Analog Line Outputs	4
AmpLink Outputs	8 channels, RJ-45
DSP Architecture	Fixed configurable
Configuration Software	Onboard browser-based UI
Dimensions (Rack Height, H × W × D)	1RU 44 × 483 × 215 mm 1.7 × 19.0 × 8.5 in
User-supported Controls	Bose Professional ControlSpace Remote app, Bose Professional CC-1D, CC-2D, CC-3D controllers



NETWORKED OPEN-ARCHITECTURE

Networked Open-Architecture Processors

Bose Professional open-architecture DSPs are designed for a wide variety of applications — from small, self-contained projects to large, networked systems.

- High-quality analog** circuitry offers both mic and line-level I/O
- Advanced digital signal processing** supports audio at 48 kHz sample rate/24-bit, uses a floating-point open-architecture DSP, and operates at low latencies
- Integrated AmpLink output** connection uses standard Cat 5 cables to send up to eight channels of low-latency, uncompressed digital audio to compatible Bose Professional amplifiers
- ControlSpace Designer software** enables a large set of signal processing modules, such as automatic mic mixers, predictive feedback suppressors, room combiners, multiband graphic and parametric EQs, and more
- A variety of control options**, including Bose Professional CC-64 controller, ControlCenter zone controllers, and ControlSpace Remote app
- Supports industry-standard control systems** using a comprehensive serial protocol through onboard RS-232 and Ethernet ports with available drivers for AMX and Crestron-based systems

APPLICATIONS

- Auditoriums
- Places of worship
- Resorts and hospitality venues
- Retail stores
- Educational institutions
- Performance venues
- Stadiums and arenas
- Multipurpose spaces
- Courtrooms
- Amusement parks



ControlSpace ESP-880A

Analog Mic/Line Inputs	8
Analog Line Outputs	8
AmpLink Outputs	8 channels, RJ-45
DSP Architecture	Open architecture
GPIO Logic Ports	5 × 5
Configuration Software	ControlSpace Designer
Dimensions (Rack Height, H × W × D)	1RU 44 × 483 × 215 mm 1.7 × 19.0 × 8.5 in
User-supported Controls	Bose Professional ControlSpace Remote app, Bose Professional CC-1, CC-2, CC-3, CC-1D, CC-2D, CC-3D, CC-16, CC-64 controllers



ControlSpace EX-1280

Analog Mic/Line Inputs	12
Analog Line Outputs	8
AmpLink Outputs	8 channels, RJ-45
Dante Input/Output	64 × 64 channels
Supported Bose Professional Dante Endpoints	EX-4ML, EX-8ML, EX-UH, EP22-D, WP22BU-D, WP22B-D
DSP Architecture	Open architecture
GPIO Logic Ports	5 × 5
Configuration Software	ControlSpace Designer
Dimensions (Rack Height, H × W × D)	1RU 44 × 483 × 282 mm 1.7 × 19.0 × 11.1 in
User-supported Controls	Bose Professional ControlSpace Remote app, Bose Professional CC-1, CC-2, CC-3, CC-1D, CC-2D, CC-3D, CC-16, CC-64 controllers



ControlSpace EX-12AEC

Dante Input/Output	16 × 16 channels
Acoustic Echo Cancellation	12 channels
Supported Bose Professional Dante Endpoints	EX-4ML, EX-8ML, EX-UH, EP22-D, WP22BU-D, WP22B-D
DSP Architecture	Open architecture
Configuration Software	ControlSpace Designer
Dimensions (Rack Height, H × W × D)	1RU 44 × 483 × 282 mm 1.7 × 19.0 × 11.1 in
User-supported Controls	Bose Professional ControlSpace Remote app, Bose Professional CC-1D, CC-2D, CC-3D, CC-64 controllers



ControlSpace EX-440C

Analog Mic/Line Inputs	4
Analog Line Outputs	4
AmpLink Outputs	4 channels, RJ-45
Dante Input/Output	16 × 16 channels, routable to AEC
Acoustic Echo Cancellation	8 channels
Communication I/O	VoIP, PSTN, USB
Supported Bose Professional Dante Endpoints	EX-4ML, EX-8ML, EX-UH, EP22-D, WP22BU-D, WP22B-D
DSP Architecture	Open architecture
GPIO Logic Ports	1 × 0
Configuration Software	ControlSpace Designer
Dimensions (Rack Height, H × W × D)	1RU 44 × 483 × 282 mm 1.7 × 19.0 × 11.1 in
User-supported Controls	Bose Professional ControlSpace Remote app, Bose Professional CC-1D, CC-2D, CC-3D, CC-64 controllers



ControlSpace EX-1280C

Analog Mic/Line Inputs	12
Analog Line Outputs	8
AmpLink Outputs	8 channels, RJ-45
Dante Input/Output	64 × 64 channels, routable to AEC
Acoustic Echo Cancellation	12 channels
Communication I/O	VoIP, PSTN, USB
Supported Bose Professional Dante Endpoints	EX-4ML, EX-8ML, EX-UH, EP22-D, WP22BU-D, WP22B-D
DSP Architecture	Open architecture
GPIO Logic Ports	5 × 5
Configuration Software	ControlSpace Designer
Dimensions (Rack Height, H × W × D)	1RU 44 × 483 × 282 mm 1.7 × 19.0 × 11.1 in
User-supported Controls	Bose Professional ControlSpace Remote app, Bose Professional CC-1D, CC-2D, CC-3D, CC-16, CC-64 controllers





CONFERENCING, CLARIFIED.

Work, better.

Bose Professional conferencing solutions bring simplicity, clarity, and our signature sound to all your meetings. From all-in-one innovations for huddle spaces to fully integrated systems for meeting rooms, we help everyone hear more, see more, understand more — and work better.



Small and medium conference rooms

Simplify meeting spaces with all-in-one solutions like the Videobar VB1 and VB-S, premium conferencing devices perfect for small- and medium-sized rooms.



Integrated meeting rooms

Design fully integrated meeting rooms using products like ControlSpace EX processors, ControlSpace EX Dante® endpoints, EdgeMax loudspeakers, and ControlSpace Designer software.



SMALL MEETING SPACES

Videobar VB-S

Bring the Bose Professional experience to meeting booths, huddle spaces, and rooms up to 3 × 3 meters (10 × 10 feet) with Bose Professional Videobar VB-S — a compact all-in-one USB conferencing device that's quick and easy to install.

Four beam-steering microphones make conversation more natural by actively focusing on voices; exclusion zones help reject unwanted sound; and auto EQ delivers optimized audio to all participants

4K ultra-HD camera offers wide field of view, helping meeting participants communicate and be seen more clearly

Works with Microsoft Teams, Zoom, Google Meet, and more, bringing enhanced video and audio performance to popular Unified Communications platforms

Group Mode keeps all in-room participants in view; **Individual Mode** frames and dynamically follows the presenter

Mounts easily in multiple ways with included table stand and wall-mount kit or accessory display mount kit

APPLICATIONS

- Small huddle spaces
- Small meeting rooms



Videobar VB-S

Mic Array Pickup Range	4 m (13 ft)
Camera	4K, 123° diagonal field of view; 115° horizontal field of view
Audio	Mono, 15 W/channel
Communications	Bluetooth A2DP, HSP, BLE; Wi-Fi; USB
USB	USB Type-A to host computer (USB 3.0 UAC, UVC, HID)
Dimensions (H × W × D)	267 × 48 × 87 mm 10.5 × 1.9 × 3.4 in
Optional Accessories	Display mount kit; 2-gang mud ring

Certified for
Microsoft Teams



FREE SOFTWARE INCLUDED

Three applications allow for easy configuration, management, and real-time control of the Bose Professional Videobar VB1 and VB-S.

Use **Videobar Configuration** — available for Windows and macOS or via web browser — for device setup and configuration.

Then use **Videobar Administration** for remote management, for single-device or enterprise-wide, multi-device changes, and to view device status in real time.


Finally, the **Videobar Mobile** app allows anyone in the room to control the Bose Professional Videobar VB1 or VB-S with their smartphone — adjust volume, mute, pan, tilt, zoom, zoom presets, and *Bluetooth®* pairing.

This comprehensive suite of enterprise-grade software unlocks the full potential of Bose Professional Videobar devices. Plus, each software is regularly updated with new features to keep you up to date with the latest enhancements in security, functionality, and performance.



Magnified rear view





MEDIUM-SIZED MEETING SPACES

Videobar VB1

The Bose Professional Videobar VB1 is an all-in-one USB conferencing device that's quick and easy to install, bringing premium audio and video to huddle spaces and medium-sized rooms up to 6 × 6 meters (20 × 20 feet).

Six beam-steering microphones make conversation more natural by actively focusing on voices; exclusion zones help reject unwanted sound; and auto EQ delivers optimized audio to all participants

4K ultra-HD camera offers wide field of view, helping meeting participants communicate and be seen more clearly

Works with Microsoft Teams, Zoom, Google Meet, and more, bringing enhanced video and audio performance to popular Unified Communications platforms

Group Mode keeps all in-room participants in view and allows remote participants to better see and understand the conversation

Mounts easily in multiple ways with included table stand and wall-mount kit or accessory display mount kit



APPLICATIONS

- Huddle spaces
- Medium-sized rooms
- Open offices



Videobar VB1

Mic Array Pickup Range	6 m (20 ft)
Camera	4K, 123° diagonal field of view; 115° horizontal field of view
Audio	Stereo, 20 W/channel; Aux in for display audio
Communications	Bluetooth A2DP, HSP, BLE; Ethernet and Wi-Fi; USB
USB	USB Type-C® to host computer (with DisplayLink driver) (USB 3.0 UAC, UVC, HID)
Dimensions (H × W × D)	48 × 686 × 96 mm 1.9 × 27.0 × 3.8 in
Optional Accessories	Right-angle USB 3.1 cable; display mount kit; 2-gang mud ring

Certified for
Microsoft Teams

zoom
Certified

FREE SOFTWARE INCLUDED

Three applications allow for easy configuration, management, and real-time control of the Bose Professional Videobar VB1 and VB-S.

Use **Videobar Configuration** — available for Windows and macOS or via web browser — for device setup and configuration.

Then use **Videobar Administration** for remote management, for single-device or enterprise-wide, multi-device changes, and to view device status in real time.

Finally, the **Videobar Mobile** app allows anyone in the room to control the Bose Professional Videobar VB1 or VB-S with their smartphone — adjust volume, mute, pan, tilt, zoom, zoom presets, and *Bluetooth®* pairing.

This comprehensive suite of enterprise-grade software unlocks the full potential of Bose Professional Videobar devices. Plus, each software is regularly updated with new features to keep you up to date with the latest enhancements in security, functionality, and performance.





INTEGRATED MEETING ROOMS

Integrated Conferencing Solutions

With processors featuring specialized conference room algorithms, Bose Professional conferencing solutions help keep the whole team on the same page. The conferencing line of integrated conferencing products includes scalable solutions to fit virtually any large conference room, multi-room setup, and combine-and-divide-style room.

High-quality AEC with adjustable noise cancellation to enhance the clarity and intelligibility of meetings

Dante audio supports digital networking for connection to other Dante-enabled products

AmpLink port (for EX-1280C and EX-440C) provides uncompressed, low-latency digital audio to AmpLink-equipped Bose Professional amplifiers

OLED display and rotary encoder for setting network parameters and monitoring channel activity

APPLICATIONS

- Boardrooms
- Large conference rooms
- Distance learning
- Multipurpose spaces
- Divisible conference rooms
- Operations centers



Certified for
Microsoft Teams


Compatible with zoom

ES1 Ceiling Audio Solution

Clear the table for better collaboration. The Bose Professional ES1 Ceiling Audio Solution combines the premium performance of the Bose Professional EdgeMax in-ceiling loudspeaker and Sennheiser TeamConnect Ceiling 2 microphone* — along with a Bose Professional amplifier and DSP — to deliver a seamless meeting experience that empowers productivity.

Products	Sennheiser TeamConnect Ceiling 2 microphone, Bose Professional EdgeMax EM180 loudspeaker, ControlSpace EX-440C processor or ControlSpace EX-1280C processor, PowerSpace P2600A amplifier
----------	--

Accessories	ControlSpace EX-4ML Dante endpoint ControlSpace EX-8ML Dante endpoint ControlSpace EX-UH Dante endpoint ControlCenter digital zone controllers ControlSpace CC-16 zone controller ControlSpace CC-64 control center
-------------	--



Certified for
Microsoft Teams

Compatible with zoom

DS4 Ceiling Audio Solution

The Bose Professional DS4 Ceiling Audio Solution combines the reliable performance of four Bose Professional DesignMax DM2C-LP in-ceiling loudspeakers and Sennheiser TeamConnect Ceiling 2 microphone* — along with a Bose Professional amplifier and DSP – to deliver a seamless meeting experience that empowers productivity.

Products	Sennheiser TeamConnect Ceiling 2 microphone, Bose Professional DesignMax DM2C-LP loudspeakers, ControlSpace EX-440C processor or ControlSpace EX-1280C processor, PowerSpace P2600A amplifier
----------	---

Accessories	ControlSpace EX-4ML Dante endpoint ControlSpace EX-8ML Dante endpoint ControlSpace EX-UH Dante endpoint ControlCenter digital zone controllers ControlSpace CC-16 zone controller ControlSpace CC-64 control center
-------------	--

*Bose Professional and Sennheiser products sold separately. Please contact your Bose Professional or Sennheiser representative for more information.



Portable PA Systems

Simplicity, portability, and performance

For nearly two decades, gigging musicians, mobile DJs, and bands have trusted their performances to Bose portable PA systems.

Today, our portable PA offerings include the most advanced portable line array systems available, along with further innovations that all feature signature Bose Professional sound quality: higher vocal projection and clarity, stronger output levels over distance, and consistent coverage and tonal balance.

For working musicians and DJs, Bose portable PAs offer a rare blend of premium sound, intuitive setup and controls, and practical portability. Because music is your passion — not babysitting a PA — we've designed portable PAs that help you connect with your audience, sound your best, and stay in the moment.



The go-anywhere PA

Sound great anywhere with the ultra-portable S1 Pro multi-position PA systems. Designed for musicians, DJs, and general PA use, the S1 Pro and S1 Pro+ are your ultimate all-in-one PA, floor monitor, practice amplifier, and primary music systems. And with integrated wireless RF receivers, the S1 Pro+ lets you leave the cables in the case, so you can get to playing even faster.



Premium performance. Practical portability.

An invention that created an entire PA category, L1 systems combine PA and monitors into a single, highly portable unit.

The system can be positioned behind or to the side — you hear what the audience hears. And now, our latest L1 Pro systems offer a new era of on-the-go audio for singer-songwriters, mobile DJs, and bands.



Power to flex

The F1 Model 812 flexible array loudspeaker is the first powered portable loudspeaker that lets you control its vertical coverage pattern. So no matter what kind of room you're in, you have the right coverage.



ULTRA-COMPACT PA SYSTEMS

S1 Pro+

Sound great anywhere with S1 Pro+ multi-position PA systems. Designed for musicians, DJs, and general PA use, the S1 Pro+ is the ultimate all-in-one PA, floor monitor, practice amplifier, and primary music systems. Rugged, lightweight and ultra-portable, they're designed to transport effortlessly using the convenient carry handle or the optional S1 Pro+ Backpack accessory. And with the S1 Pro+ system's integrated wireless RF receivers, optional mic/line and instrument wireless RF transmitters can simplify your setup further by eliminating cables (sold separately).

- High-output sound** from a small, lightweight, ultra-portable system
 - Built-in three-channel mixer** offers with ToneMatch, reverb, and EQ controls, plus wireless *Bluetooth*® streaming
 - Multiple positions with Auto EQ** ensure that you always sound your best, regardless of placement orientation
 - Speaker stand-compatible** with standard 35 mm pole mounts
 - Rechargeable lithium-ion battery** allows you to perform anywhere for up to 11 hours
- Control the system's features and settings right from your mobile device via **Bose Connect** app (S1 Pro) or **Bose Music** app (S1 Pro+)

APPLICATIONS

- Singer-songwriters
- Secondary PA for mobile DJs
- Street busking
- Coffee shops/cafes
- Backyard parties
- Hospitality venues
- Places of worship
- Business presentations
- Schools and universities
- Corporate AV



S1 Pro+

Coverage	120° × 50° rotatable
Max SPL	103 dB cont., 109 dB peak
Frequency Response (-3 dB)	62 Hz – 17 kHz
Dimensions (H × W × D)	332 × 240 × 282 mm 13.1 × 9.4 × 11.1 in
Software	Bose Music app

Simplify your setup even more.

Exclusive to S1 Pro+, optional XLR and instrument wireless RF transmitters simplify your setup further by eliminating cables. They easily pair with the system's integrated wireless RF receivers and store neatly in the loudspeaker and charge when not in use.





PORTABLE LINE ARRAY SYSTEMS

L1 Pro

Dialed in for pure performance, L1 Pro portable line array systems give singer-songwriters, mobile DJs, and bands legendary 180-degree horizontal coverage, plus extended bass response with a unique RaceTrack woofer design.

Three systems to choose from: the ultra-portable L1 Pro8, the portable-with-punch L1 Pro16, and the peak-performance L1 Pro32

Extended-frequency line arrays featuring articulated 2-inch neodymium drivers and wide 180-degree horizontal coverage

Bring more bass with less bulk via RaceTrack woofers integrated into the L1 Pro8 and L1 Pro16 — and Bose Sub1 and Sub2 modular subwoofers available for the L1 Pro32

Built-in mixers with EQ, reverb, ToneMatch presets, phantom power, and *Bluetooth*® plus a ToneMatch port to connect and power Bose T4S or T8S mixers (sold separately)

APPLICATIONS

Singer-songwriters

Bands

Mobile DJs

Coffee shops/cafes

Places of worship

Schools and universities

Hospitality venues

Corporate AV



L1 Pro8

Configuration	C-shaped line array featuring 8 articulated 2-inch neodymium drivers; 180-degree horizontal coverage with wide vertical dispersion, allowing your audience to hear clearly whether they are seated or standing, even off to the extreme sides in small to medium venues.
Coverage	180° H x 40° V
Max SPL	112 dB cont., 118 dB peak
Frequency Response (-3 dB)	45 Hz – 16 kHz
Dimensions (when assembled with subwoofer) (H x W x D)	2000 x 317 x 456 mm 78.7 x 12.5 x 17.9 in



L1 Pro16

Configuration	J-shaped line array featuring 16 articulated 2-inch neodymium drivers; 180-degree horizontal coverage, tight vertical control on top, wide dispersion on the bottom to cover audiences whether set up on the floor or an elevated stage, and even off to the extreme sides in medium to large venues.
Coverage	180° H x 0° to -30° V
Max SPL	118 dB cont., 124 dB peak
Frequency Response (-3 dB)	42 Hz – 16 kHz
Dimensions (when assembled with subwoofer) (H x W x D)	2011 x 355 x 456 mm 79.2 x 14.0 x 17.9 in



L1 Pro32

Configuration	Straight line array, featuring 32 articulated 2-inch neodymium drivers; 180-degree horizontal coverage with the most focused vertical coverage pattern and highest SPL over distance in an L1 ever — providing intricate sonic detail, clarity, and consistency, even off to the extreme sides in larger venues.
Coverage	180° H x 0° V
Max SPL	117 dB cont., 123 dB peak with Sub1 122 dB cont., 128 dB peak with Sub2
Frequency Response (-3 dB)	With Sub1: 40 Hz – 16 kHz With Sub2: 37 Hz – 16 kHz
Dimensions (H x W x D)	2120 x 351 x 573 mm 83.5 x 13.8 x 22.5 in



Sub1

Driver	7 × 13-inch high-excursion RaceTrack driver
Frequency Response (-3 dB)	40 – 180 Hz
Dimensions (H × W × D)	533 × 260 × 529 mm 21.0 × 10.2 × 20.8 in



Sub2

Driver	10 × 18-inch high-excursion neodymium RaceTrack driver
Frequency Response (-3 dB)	37 – 180 Hz
Dimensions (H × W × D)	694 × 317 × 551 mm 27.3 × 12.5 × 21.7 in





FLEXIBLE ARRAY LOUDSPEAKERS

F1 Model 812

Powerful, standalone sound that flexes to meet your coverage needs — the F1 Model 812 is a 1000-watt, full-range loudspeaker featuring Flexible Array technology. At the heart of the F1 is a 12-inch woofer nested behind an array of eight high-output drivers. And you control the vertical coverage pattern. So, wherever you’re playing, you can adapt the PA to match the room. With the F1 Model 812, your sound stands alone.

Powerful full-range loudspeaker with 132 dB max SPL and low-frequency performance down to 43 Hz (-10 dB)

Portable, standalone design with built-in 1000-watt amplifier and nine transducers: eight high-output drivers and a 12-inch high-power woofer

Flexible Array technology: easily adjust coverage pattern — Straight, C, J, or Reverse J — to optimize sound for different spaces

Optional F1 Subwoofer for even more low-frequency response

- Integrated speaker stand for F1 Model 812
- Built-in 1000-watt amplifier
- Hidden cable channels for clean appearance

APPLICATIONS

- Bands
- Mobile DJs
- Places of worship
- Schools and universities
- Hospitality venues
- Corporate AV



F1 Model 812 Flexible Array Loudspeaker

Coverage	100° H × 40° V (C-position)
Max SPL	126 dB cont., 132 dB peak
Frequency Response (-3 dB)	52 Hz – 15.5 kHz
Loudspeaker Dimensions (H × W × D)	665 × 334 × 373 mm 26.1 × 13.1 × 14.6 in
Subwoofer Dimensions (H × W × D)	688 × 410 × 449 mm 27 × 16.1 × 17.6 in



F1 Subwoofer

Driver	2 × 10-inch high-excursion drivers
Max SPL	124 dB cont., 130 dB peak
Frequency Response (-3 dB)	40 Hz - 250Hz
Dimensions (H × W × D)	688 × 410 x 449 mm 27 × 16 x 17.6 in



Services Versatech Offers

 **Design Consultation Services**

 **Ocular Inspections**

 **Current System Evaluations**